

CLASS

Continued Learning And Software Skills

Burnet, Duckworth & Palmer LLP

Remote Desktop for Windows XP using iPhone RSA SecurID Log-On / Log Off Instructions

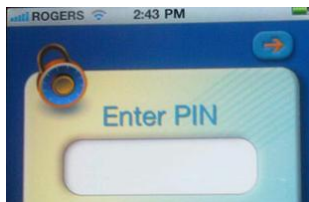
LOGGING INTO VT.BDPLAW.NET ON WINDOWS XP USING IPHONE

1. Assuming that you have created your Desktop icon, proceed to Step (2). If not refer to the user guide "vt.bdplaw.net for Windows XP" in "Help & Support" on the Intranet or visit www.bdplaw.net

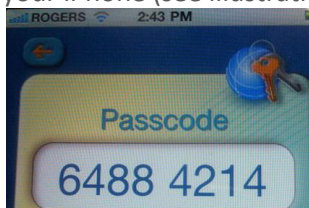
2. On the iPhone, open the RSA application as seen on the following illustration:



3. Now enter the PIN (9+three-digit lawyer number) and press the "Arrow" key to accept. If you have a two-digit Lawyer Number (i.e. 070) enter **9070** on your device. See following illustration:



4. Once your PIN is entered, 8 digits are displayed on your iPhone (see illustration just below)



5. Double-Click on your Desktop icon "BDP vTS1" Click on "Other User" button. The following will appear:



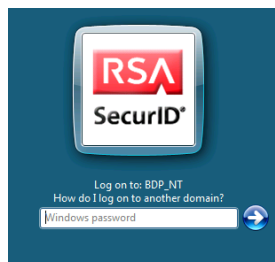
6. In the "RSA SecurID" log on screen, enter your "Username" (same as office) and "Passcode" (8 digit number as illustrated in Step (4)). Press **ENTER** or click on **Arrow key** to continue

NOTE:

If prompted to "enter next Passcode", wait until the code on the iPhone changes (up to 1 minute) and then enter the new 8 digits that are displayed. The system is just verifying that the token is in synch.

If an incorrect PIN is entered, the iPhone will display an INCORRECT token code which will cause login to fail. To correct the PIN, access the **Menu** and then choose "Re-enter PIN". If an incorrect PIN is entered too many times, the token will be disabled and an administrator will need to re-enable on the next business day

7. Simply click **OK** on the "Windows Security" screen: The following will then appear:



8. Type your "Windows Password" (same as office) and press **ENTER** or click **Arrow key** to complete log-on process

LOGGING OFF FROM VT.BDPLAW.NET ON WINDOWS XP

Do not click the "X" on the Remote Desktop banner. Instead do the following:

1. Click **Start**
2. Click **Log-off "username" only**

ENABLING A LOCKED REMOTE SESSION

If you log-on incorrectly more than 3 times, your Remote Session will be locked permanently and you will need to contact your administrator on the next business day to un-lock your account